

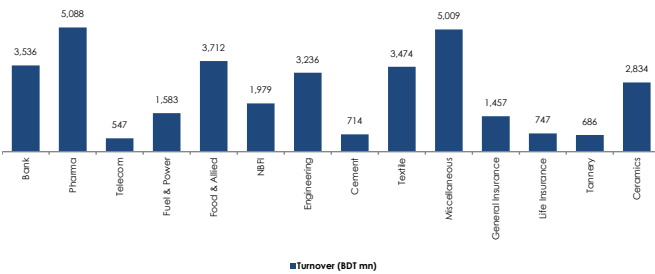


Market Closed in Red | DSEX Down 307 Points

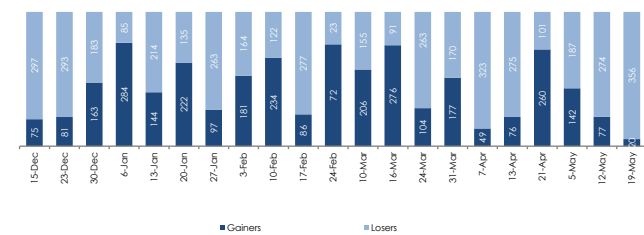
With Four Red sessions, market closed in Red this week. DSEX lost 307.2 points (4.7%) to close at 6,258.25, while DSE30 lost 90.2 points (3.7%) to close at 2,316.68. Average turnover in this week dropped 25.1% compared to previous week.

All of the sectors closed in red. Insurance sector dropped 10.3%, while Ceramics sector dropped 7.9%. Textile sector lost 7.7%, Food & Allied sector lost 6.2%, BEXIMCO topped the turnover chart (BDT 2,334.6mn), but lost 8.0%. Islami Bank Bangladesh gained 3.6%, posting turnover of BDT 944.8mn. Among other top traded stocks, Orion Pharma posted turnover of BDT 821.3mn. Lafargeholcim Bangladesh logged turnover of BDT 623.4mn.

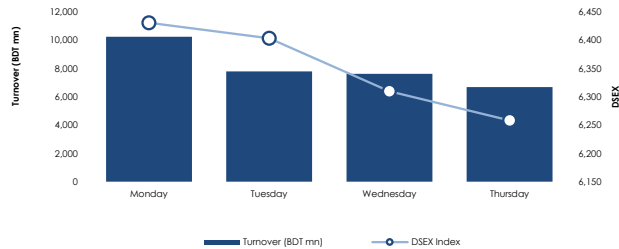
Turnover Composition



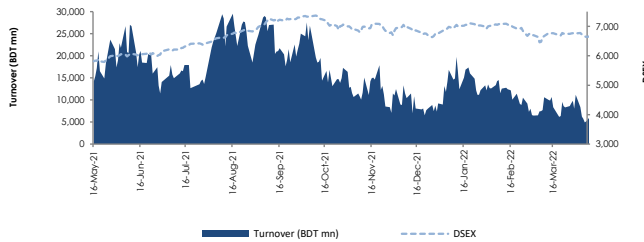
Gainer Loser Chart



DSEX This Week



DSEX 52 week



Weekly Market Review

19-May-22

Sector Summary

(In BDT mn, except indicated)

Sector	Market Cap	Turnover	Turnover Value Change	P/E	D/Y (%)
Bank	677,946	3,536	1,644	8.3	3.7%
Pharma	699,543	5,088	(304)	17.9	1.9%
Telecom	592,206	547	131	16.1	6.1%
Fuel & Power	457,291	1,583	(799)	11.5	5.6%
NBFI	187,238	1,979	(1,256)	42.7	1.9%
Food & Allied	386,468	3,712	698	23.6	4.3%
Engineering	533,233	3,236	(1,561)	16.3	1.2%
Cement	122,641	714	47	20.2	2.8%
Textile	153,623	3,474	(1,357)	21.9	2.4%
Miscellaneous	244,128	5,009	391	13.7	2.2%
General Insurance	95,264	1,457	(191)	17.1	2.7%
Life Insurance	60,266	747	174	35.6	1.9%
Tannery	37,428	686	(717)	54.5	0.9%
Ceramics	30,811	2,834	1,279	32.2	1.7%

Market Summary

	Today	Last Week	1W Value Change	% Δ
DSEX	6,258.25	6,565.47	(307.2)	(4.7)
DS30	2,316.68	2,406.92	(90.2)	(3.7)
Turnover (BDT Mn)	32,357	53,979	(21,622.0)	(40)
Market cap (BDT Bn)	5,099	5,337	(238.7)	(4.5)
PE Ratio	15.0			
DY (%)	3.3			
Gainers	20	77		
Losers	356	274		
Unchanged	12	37		

Top Turnover (in BDT mn)

Stock	Turnover	Volume	Close	% Δ	P/E
BEXIMCO	2,335	17,010,456	132.1	(8.0)	9.4
SPCERAMICS	2,005	45,884,325	40.5	(5.8)	6,656.3
JHRML	1,771	20,300,917	80.3	(12.0)	40.3
RDFOOD	974	17,160,873	50.0	(18.3)	35.4
ISLAMIBANK	945	27,669,543	34.2	3.6	11.2
ACIFORMULA	907	4,422,060	181.6	(17.5)	32.4
SALVOCHEM	885	13,867,365	62.4	(2.5)	27.1
ORIONPHARM	821	8,593,013	90.1	(8.2)	22.0
LHBL	623	8,467,003	73.1	(2.0)	22.6
FUWANGCER	618	31,646,457	18.8	5.6	67.9

Top Gainers

Stock	Turnover	Volume	Close	% Δ	P/E
SALAMCRST	139	4,759,990	33.00	34.1	68.2
IMAMBUTTON	49	792,582	65.20	14.6	NM
BEACONPHAR	203	728,688	295.60	14.0	70.7
BANGAS	323	2,139,470	151.30	8.6	589.6
FIRSTFIN	4	784,340	5.60	7.7	NM
ILFSL	34	5,420,738	5.90	7.3	NM
FASFIN	52	9,054,067	5.40	5.9	NM
FUWANGCER	618	31,646,457	18.80	5.6	67.9
BEACHHATCH	131	3,265,734	39.90	5.3	320.8
SILVAPHL	121	5,521,436	22.60	4.6	24.5

Top Losers

Stock	Turnover	Volume	Close	% Δ	P/E
RDFOOD	974	17,160,873	50.00	(18.3)	35.4
ACIFORMULA	907	4,422,060	181.60	(17.5)	32.4
ASAIANS	127	2,130,110	53.90	(17.3)	17.1
DELTALIFE	193	1,591,447	112.50	(16.3)	NM
SONARBAINS	28	586,696	44.80	(16.3)	19.8
PROVATIINS	365	4,464,393	73.30	(15.6)	18.3
GENXIL	414	4,303,040	87.90	(15.3)	26.8
TAKAFULINS	20	355,766	50.90	(15.3)	25.8
ISLAMIINS	22	492,313	42.00	(14.8)	25.2
EASTERININS	56	903,940	57.60	(14.8)	NM

Upcoming Record Dates			Upcoming AGM		Market Technicals		
Stocks	Record Date	Dividend	Stocks	AGM Date	Indicators	DSEX	Change (1D)
SKCIL	22-May-22	12% C			Moving Average (10Days)	6,628.7	(41.0)
DHAKAINS	22-May-22	25% C			Moving Average (34Days)	6,878.8	(29.2)
SONALIPAPR	23-May-22	1R : 2			Moving Average (200Days)	5,538.2	2.8
CRYSTALINS	24-May-22	10% C					
DHAKABANK	24-May-22	12% C					
ABBANK	24-May-22	2% C & 3% B					
STANDARINS	24-May-22	13% C					
CONTININS	24-May-22	12% C					



Weekly News

Economy

Inflation jumps to 6.29% in April

<https://www.tbsnews.net/economy/inflation-jumps-629-april-422586>

BAFEDA acts to tame forex volatility

<https://today.thefinancialexpress.com.bd/first-page/bafeda-acts-to-tame-forex-volatility-1652898215>

NBR merges dual VAT down

<https://today.thefinancialexpress.com.bd/first-page/nbr-merges-dual-vat-down-1652898313>

Dollar hits Tk100 mark in open market

<https://www.tbsnews.net/economy/banking/dollar-price-crosses-tk100-open-market-421574>

Transport, power sector receive highest ADP allocation for FY23

<https://businesspostbd.com/economy/transport-power-sector-receive-highest-adp-allocation-for-fy23>

Ambitious revenue target in next budget

<https://www.daily-sun.com/post/620322/Ambitious-revenue-target-in-next-budget>

Projects squeeze features Tk 2.46t new ADP

<https://today.thefinancialexpress.com.bd/first-page/projects-squeeze-features-tk-246t-new-adp-1652810492>

25% of govt procurement must come from CMSMEs

<https://www.tbsnews.net/economy/25-govt-procurement-must-come-cmsmes-421782>

Gold price raised by Tk 1,750 per bhor

<https://www.observerbd.com/news.php?id=366196>

Dollar price jumps to Tk87.50

<https://www.tbsnews.net/economy/dollar-price-jumps-tk8750-420822>

Govt set to approve Tk 2.46 trillion ADP for FY '23 today

<https://today.thefinancialexpress.com.bd/first-page/govt-set-to-approve-tk-246-trillion-adp-for-fy-23-today-1652723651>

Exporters for continuation of 0.5% source tax for 5 years

<https://www.tbsnews.net/nbr/exporters-continuation-05-source-tax-5-years-421090>

NBR extends corporate tax return filing deadline to 15 June

<https://www.tbsnews.net/nbr/nbr-extends-corporate-tax-return-filing-deadline-15-june-421138>

Wheat prices hit record high after India export ban: Report

<https://www.tbsnews.net/world/global-economy/wheat-prices-hit-record-high-after-india-export-ban-report-420858>

World Bank's Miga to help Bangladesh raise investment in infrastructure

<https://www.tbsnews.net/economy/world-banks-miga-help-raise-investment-infrastructure-420978>

Retain remittances in foreign currencies

<https://businesspostbd.com/front/2022-05-17/retain-remittances-in-foreign-currencies-2022-05-17>



Weekly News

Bangladesh's remittance growth to remain flat in 2022: World Bank

<https://www.tbsnews.net/economy/bangladeshs-remittance-growth-remain-flat-2022-world-bank-418362>

Ballooning bank borrowing estimated

<https://businesspostbd.com/front/2022-05-16/ballooning-bank-borrowing-estimated-2022-05-16>

European buyers back AP Møller-Maersk to run Patenga Container Terminal

<https://www.tbsnews.net/economy/european-buyers-back-ap-moller-maersk-run-patenga-container-terminal-420426>

Soybean import to rise 7.7pc

<https://www.thedailystar.net/business/economy/news/soybean-import-rise-77pc-3024461>

Crisis in Colombo port drives shipping lines to alternative routes

<https://www.tbsnews.net/economy/crisis-colombo-port-drives-shipping-lines-alternative-routes-420002>

Wheat arrive here from India against old LCs

<https://www.tbsnews.net/economy/wheat-arrive-here-india-against-old-lcs-420234>

Bank and NBF

Pre-shipment credit refinancing relaxed to increase exports

<https://www.tbsnews.net/economy/banking/pre-shipment-credit-refinancing-relaxed-increase-exports-422574>

Experts urge NBFIs to ensure good governance to overcome image crisis

<https://www.tbsnews.net/bangladesh/experts-urge-nbfis-ensure-good-governance-overcome-image-crisis-422606>

Banks asked to track import shipments to prevent money laundering

<https://www.tbsnews.net/economy/banking/banks-asked-track-import-shipments-prevent-money-laundering-421770>

13 banks keep high interest rate spread

<https://www.newagebd.net/article/170607/13-banks-keep-high-interest-rate-spread>

MFS transactions rise 29% in March

<https://www.tbsnews.net/economy/banking/mfs-transactions-rise-29-march-419834>

NBFI chairmen can't hold posts in subsidiary firms

<https://www.tbsnews.net/economy/banking/nbfi-chairmen-cant-hold-posts-subsidiary-firms-418586>

Credit card spending hits record high as economy reopens

<https://businesspostbd.com/front/2022-05-16/credit-card-spending-hits-record-high-as-economy-reopens-2022-05-16>

Energy

Nearly 58% hike in bulk power price on cards

<https://www.tbsnews.net/bangladesh/energy/nearly-58-hike-bulk-power-price-cards-422602>

Govt approves purchasing 33.6 lakh MMBtu LNG

<https://www.tbsnews.net/economy/govt-approves-purchasing-336-lakh-mmbtu-lng-422554>



Weekly News

Pvt companies may invest in power transmission, distribution

<https://today.thefinancialexpress.com.bd/last-page/pvt-companies-may-invest-in-power-transmission-distribution-1652811001>

Hearing on power tariff hike proposal tomorrow

<https://today.thefinancialexpress.com.bd/last-page/hearing-on-power-tariff-hike-proposal-tomorrow-1652723833>

Textile

Proposal for hiking gas prices illogical: BTMA

<https://www.thedailystar.net/business/economy/news/proposal-hiking-gas-prices-illogical-btma-3026746>

RMG makers worried over move on power tariff hike

<https://www.tbsnews.net/economy/rmg/rmg-makers-worried-over-move-power-tariff-hike-421754>

Bangladesh's global RMG export share to reach 10% by 2025

<https://businesspostbd.com/economy/rmg/bgmea-eyes-10-global-apparel-export-surge-by-2025>

Miscellaneous

Jute millers want source tax waiver

<https://today.thefinancialexpress.com.bd/trade-market/jute-millers-want-source-tax-waiver-1652896189>

Leather sector likely to see its heyday

<https://businesspostbd.com/front/2022-05-16/leather-sector-likely-to-see-its-heyday-2022-05-16>

Capital Market

ICB drive to enhance liquidity support

<https://today.thefinancialexpress.com.bd/stock-corporate/icb-drive-to-enhance-liquidity-support-1652896823>

Fast-track commodity exchange

<https://www.thedailystar.net/business/economy/news/fast-track-commodity-exchange-3025186>

Bank investment accounts for less than 5% of DSE market capitalization

<https://www.tbsnews.net/economy/stocks/bank-investment-accounts-less-5-dse-market-capitalisation-420378>

T-bond trading on bourses likely to start in June

<https://today.thefinancialexpress.com.bd/first-page/t-bond-trading-on-bourses-likely-to-start-in-june-1652636489>

Green Delta plans first local exchange traded fund

<https://www.tbsnews.net/economy/green-delta-plans-first-local-exchange-traded-fund-418678>

Stock

GPH Ispat, Fortune Shoes eye jute industry

<https://www.tbsnews.net/economy/stocks/gph-ispata-fortune-shoes-eye-jute-industry-422546>

SS Steel sees profit decline despite revenue growth in March quarter

crore.

<https://www.tbsnews.net/economy/stocks/ss-steel-sees-profit-decline-despite-revenue-growth-march-quarter-422438>



Weekly News

Salvo Chemical's cornstarch unit ready for production

<https://www.thedailystar.net/business/organisation-news/news/salvo-chemicals-cornstarch-unit-ready-production-3025891>

Yeakin Polymer to be acquired at face value

<https://www.tbsnews.net/economy/stocks/yeakin-polymer-be-acquired-face-value-421698>

High price boosts Salvo Chemical's profits

<https://www.tbsnews.net/economy/stocks/high-price-boosts-salvo-chemicals-profits-421726>

ICB receives Tk 250 million from CMSF

<https://today.thefinancialexpress.com.bd/stock-corporate/icb-receives-tk-250-million-from-cmsf-1652801676>

ICB writes to lenders for revolving funds

<https://www.tbsnews.net/economy/stocks/icb-writes-lenders-revolving-funds-421058>

BSEC seeks long-term investment data from Premier Cement

<https://www.tbsnews.net/economy/stocks/bsec-seeks-long-term-investment-data-premier-cement-421046>

Paramount Textile to invest over Tk 740 crore for capacity expansion

<https://www.thedailystar.net/business/news/paramount-textile-invest-over-tk-740-crore-capacity-expansion-3024796>

Shwapno makes export debut

<https://www.thedailystar.net/business/organisation-news/news/shwapno-makes-export-debut-3025131>

Envoy Textiles to get \$11m from ADB

<https://www.thedailystar.net/business/organisation-news/news/envoy-textiles-get-11m-adb-3025201>

BATBC posts profit growth despite lower sales

<https://www.newagebd.net/article/170513/batbc-posts-profit-growth-despite-lower-sales>

Linde Bangladesh posts revenue, profit growths in March quarter

<https://www.tbsnews.net/economy/linde-bangladesh-posts-revenue-profit-growth-march-quarter-418698>

NRBC Bank doubles EPS in first quarter

<https://www.tbsnews.net/economy/banking/nrbc-bank-doubles-eps-first-quarter-418726>

Listed power cos see EPS growth in 9 months

<https://today.thefinancialexpress.com.bd/stock-corporate/listed-power-cos-see-eps-growth-in-9-months-1652628208>

Disclaimer

GENERAL DISCLOSURES

This research report was prepared by UniCap Securities Ltd. (UNICAP), a company authorized to engage in securities activities in Bangladesh.

NOTICE TO RECIPIENTS

This email (including all attachments) is intended only for the named recipient. If you have received this email in error, please delete the email plus any copies of it and immediately notify the sender by return email.

The information contained herein has been prepared and issued by UNICAP to its clients, and all intellectual property relating to the Research vests with UNICAP unless otherwise noted. The Research is provided on an as is basis, without warranty (express or implied).

The Research is based on public data obtained in good faith from sources believed by UNICAP be reliable, but no representations, guarantees or warranties are made by UNICAP with regard to accuracy, completeness or suitability of the data and under no circumstances will any of UNICAP, its officers, representatives, associates or agents be liable for any loss or damage, whether direct, incidental or consequential, caused by reliance on or use of the content. UNICAP has not performed any independent review or due diligence of publicly available information. The opinions and estimates contained herein reflect the current judgment of the analyst(s) on the date of this Research and are subject to change without notice. The opinions do not necessarily correspond to the opinions of UNICAP. UNICAP does not have an obligation to update, modify or/(and) amend this Research or otherwise notify a reader thereof in the event that any matter stated herein, or any opinion, projection, forecast or/(and) estimate set forth herein, changes or subsequently becomes inaccurate.

This Research is not an offer to sell or the solicitation of an offer to buy any security in any jurisdiction where such an offer or solicitation would be illegal. It is intended to be distributed in its entirety. It does not constitute a personal recommendation or takes into account the particular investment objectives, financial situations, or needs of individual investors. Investors should consider whether any advice or recommendation in this Research is suitable for their particular circumstances and, if appropriate, seek professional advice, including tax advice and ensure they obtain, read and understand any applicable offer document. The price and value of investments referred to herein and the income from them may fluctuate. Past performance is not an indicator or guarantee of future returns, and a loss of original capital may occur. Fluctuations in exchange rates could have adverse effects on the value or price of, or income derived from, certain investments.

Our salespeople, traders, and other professionals may provide oral or written market commentary or trading strategies to our clients and principal trading desks that reflect opinions that are contrary to the opinions expressed in this Research. Our asset management area, principal trading desks and investing businesses may make investment decisions that are inconsistent with the recommendations or views expressed in this Research. Neither UNICAP nor its representatives, will receive (directly or indirectly) any commission, fee, benefit or advantage, pecuniary or otherwise, nor be influenced, either directly or indirectly, in connection with the making of any recommendation or preparation of any Research.

The analysts named in this report may have from time to time discussed with our clients, including UNICAP salespersons and traders, or may discuss in this report, trading strategies that reference catalysts or events that may have a near-term impact on the market price of the equity securities discussed in this report, which impact may be directionally counter to the analysts' published price target expectations for such stocks. Any such trading strategies are distinct from and do not affect the analysts' fundamental equity rating for such stocks, which rating reflects a stock's return potential relative to its coverage group as described herein.

Any prices provided herein (other than those that are identified as being historical) are indicative only, and do not represent firm quotes as to either size or price. The past performance of financial instruments is not indicative of future results. No assurance can be given that any financial instrument or issuer described herein would yield favorable investment results. Any forecasts or price targets shown for companies and/or securities discussed in this Research may not be achieved due to multiple risk factors including without limitation market volatility, sector volatility, corporate actions, the unavailability of complete and accurate information and/or the subsequent transpiration that underlying assumptions made by UNICAP or by other sources relied upon in the Research were inapposite.

UNICAP may provide hyperlinks to websites of entities mentioned in this Research, however the inclusion of a link does not imply that UNICAP endorses, recommends or approves any material on the linked page or accessible from it. UNICAP does not accept responsibility whatsoever for any such material, nor for any consequences of its use.

This document is for the use of the addressees only and may not be reproduced, redistributed or passed on to any other person or published, in whole or in part, for any purpose, without the prior, written consent of UNICAP. Persons into whose possession this document may come are required to inform themselves about and to observe such restrictions. By accepting this document, a recipient hereof agrees to be bound by the foregoing limitations.

Contact Us

Institutional and International Sales & Trading

Fahim Ahasan Choudhury	f.ahasan@unicap-securities.com	+880 1711 081 130
Md. Mustafa Kamal	mustafa@unicap-securities.com	+880 1755 694 035

Research Team

Pradip Kumar Sharker	pradip@unicap-securities.com	+880 1755 694 018
Fahim Al Raihan	alraihan@unicap-securities.com	+880 1755 694 039

Find Us

Corporate Office

A.A Bhaban (9th Floor)
23 Motijheel C/A
Dhaka- 1000
Tel: +880 (2) 9515952 –53, +880 (2) 9515955
Fax: +880 (2) 9514923

Gulshan Office

Richmond Concord (6th Floor)
68 Gulshan Avenue
Gulshan- 1, Dhaka- 1212.
Tel: +880 (2) 8820366, 8828196
Fax: +880 (2) 8825740.

Sonargaon Road Branch

Noor Tower (4th Floor)
73 Sonargaon Road
Dhaka- 1205.
Tel: +880 (2) 9632161
Fax: +880 (2) 9632163

Chittagong Branch

Ayub Trade Centre (7th Floor)
1269/B Sk. Mujib Road
Agrabad, Chittagong- 4100.
Tel: +880 (31) 2513558 – 59
Fax: +880 (31) 2513356

Sylhet Branch

J.R Tower (2nd Floor), 23 Abash, Jail Road,
Sylhet-3100
Tel: +880 (821) 728440 – 41
Fax: +880 (821) 728437.

For any query, please contact us at:

research@unicap-securities.com
